



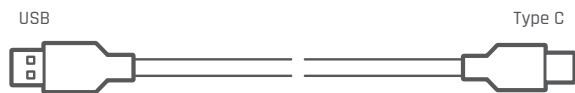
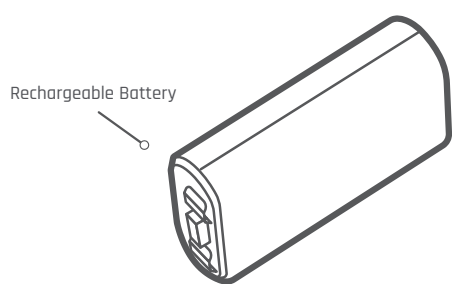
DIRECT CHARGE BATTERY PACK

FOR XBOX SERIES X/S™

User Manual

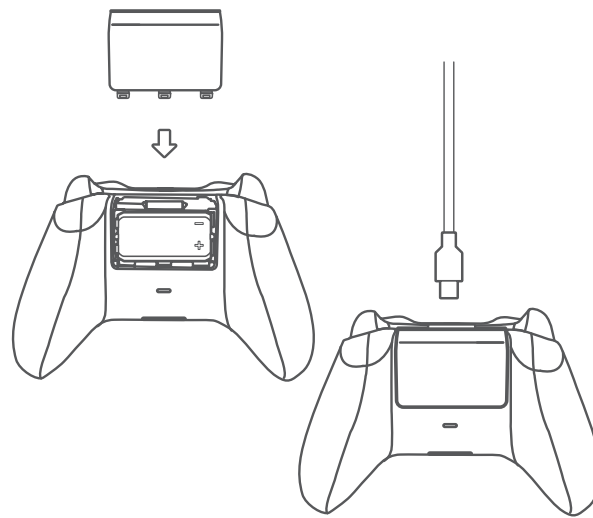
Package contents:

- 1400 mAh Rechargeable Battery x 1
- USB Charging Cable x 1
- User Manual x 1



Operation Instructions:

1. Remove the battery cover of your Xbox Series X/S controller, then place the Direct Charge Battery into the battery bay.



2. Replace the battery cover to cover the battery
3. To charge, simply connect the Type-A head of the charge cable to the USB port on the console, then connect the Type-C cable head to the USB Charge Port on the controller.
4. The controller indicates charging status.

Note: Please review official Microsoft documents for more detailed information on charging indication

PRECAUTION AND MAINTENANCE

1. Store in a cool, dry & dust free area.
2. Do not store in areas of extreme low temperatures (0°C) or high (40°C).
3. Avoid direct sunlight and heat sources.
4. Do not allow the product to get wet or dirty; doing so may cause damage.
5. Do not clean with benzene, paint thinner, acetone, alcohol or other solvents.
6. Do not take the product apart; doing so will void your warranty and may cause electrical shock or damage to internal components.
7. Please help to conserve the environment by recycling the cardboard packaging of this product.
8. This product should NOT be disposed of in normal household waste. It should be disposed of separately. Please take it to an electrical waste collection point.



SPECIFICATION & APPEARANCE ARE SUBJECT TO CHANGE WITHOUT PRIOR NOTICE. THIS PRODUCT IS NOT DESIGNED, MANUFACTURED, SPONSORED OR ENDORSED BY MICROSOFT CORPORATION OR ANY OF THEIR DIVISIONS. TRADEMARKS AND LOGOS ARE THE PROPERTY OF THEIR RESPECTIVE OWNERS. SPARKFOX IS A REGISTERED TRADEMARK OF SPARKFOX LTD. FOXHILLS FARM BUSINESS PARK LONGCROSS ROAD, CHERTSEY, SURREY, KT16 0DN © 2020 SPARKFOX LTD. ALL RIGHTS RESERVED.




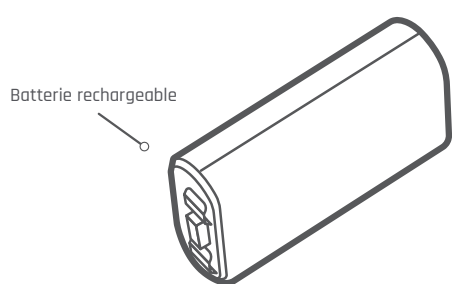
DIRECT CHARGE BATTERY PACK

POUR XBOX SERIES X/S™

Manuel de l'utilisateur

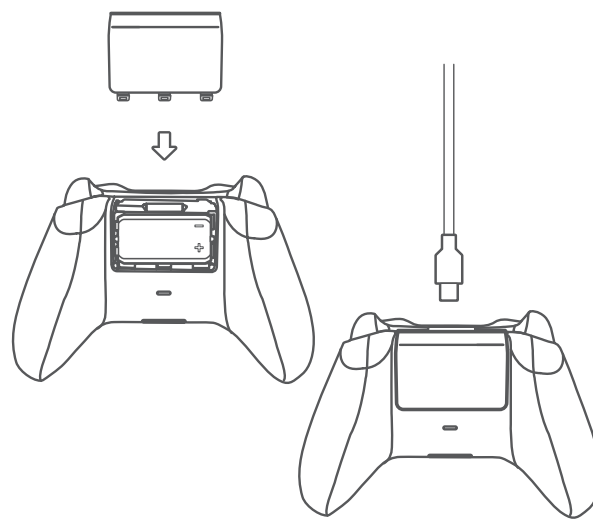
Contenu du colis:

- Batterie rechargeable de 1400 mAh x 1
- Câble de chargement USB x 1
- Manuel de l'utilisateur x 1



Instructions d'utilisation:

1. Retirez le couvercle de la batterie de votre manette Xbox Series, puis placez la batterie à charge directe dans la baie de batterie.



2. Remettez le couvercle de la batterie pour couvrir la batterie
3. Pour charger, connectez simplement la tête de type A du câble de charge au port USB de la console, puis connectez la tête de câble de type C au port de charge USB sur le contrôleur.
4. Le contrôleur indique l'état de charge.

Remarque: veuillez consulter les documents officiels de Microsoft pour plus d'informations sur l'indication de charge

PRÉCAUTION ET MAINTENANCE

1. Conserver dans un endroit frais, sec et sans poussière.
2. Ne pas stocker dans des zones de températures extrêmement basses (0 ° C) ou élevées (40 ° C).
3. Évitez la lumière directe du soleil et les sources de chaleur.
4. Ne laissez pas le produit se mouiller ou se salir; cela pourrait causer des dommages.
5. Ne nettoyez pas avec du benzène, du diluant pour peinture, de l'acétone, de l'alcool ou d'autres solvants.
6. Ne démontez pas le produit; cela annule votre garantie et pourrait provoquer un choc électrique ou endommager les composants internes.
7. Veuillez contribuer à préserver l'environnement en recyclant l'emballage en carton de ce produit.
8. Ce produit ne doit PAS être jeté avec les ordures ménagères normales. Il doit être éliminé séparément. Veuillez l'amener à un point de collecte des déchets électriques.



SPECIFICATION & APPEARANCE ARE SUBJECT TO CHANGE WITHOUT PRIOR NOTICE. THIS PRODUCT IS NOT DESIGNED, MANUFACTURED, SPONSORED OR ENDORSED BY MICROSOFT CORPORATION OR ANY OF THEIR DIVISIONS. TRADEMARKS AND LOGOS ARE THE PROPERTY OF THEIR RESPECTIVE OWNERS. SPARKFOX IS A REGISTERED TRADEMARK OF SPARKFOX LTD. FOXHILLS FARM BUSINESS PARK LONGCROSS ROAD, CHERTSEY, SURREY, KT16 0DN © 2020 SPARKFOX LTD. ALL RIGHTS RESERVED.



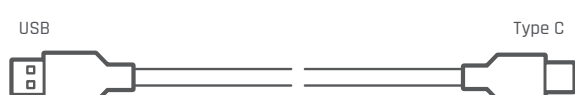
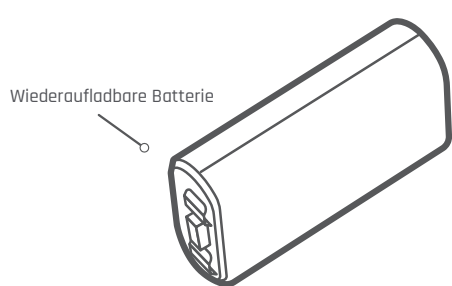
DIRECT CHARGE BATTERY PACK

FÜR XBOX SERIES X/S™

Benutzerhandbuch

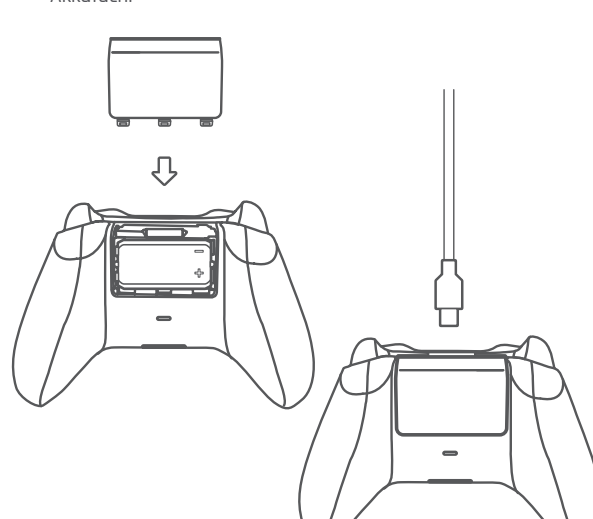
Packungsinhalt:

- 1400 mAh Akku x 1
- USB-Ladekabel x 1
- Benutzerhandbuch x 1



Bedienungsanleitungen:

1. Entfernen Sie die Akkufachabdeckung Ihres Xbox Series-Controllers und legen Sie den Direktladebatterie in den Akkufach.



2. Bringen Sie die Batterieabdeckung wieder an, um die Batterie abzudecken
3. Schließen Sie zum Aufladen einfach den Typ-A-Kopf des Ladekabels an den USB-Anschluss der Konsole und dann den Typ-C-Kabelkopf an den USB-Ladeanschluss des Controllers an.
4. Der Controller zeigt den Ladestatus an.

Hinweis: Weitere Informationen zur Ladeanzeige finden Sie in den offiziellen Microsoft-Dokumenten

VORSICHT UND WARTUNG

1. An einem kühlen, trockenen und staubfreien Ort lagern.
2. Nicht an Orten mit extrem niedrigen Temperaturen (0 ° C) oder hohen Temperaturen (40 ° C) lagern.
3. Vermeiden Sie direktes Sonnenlicht und Wärmequellen.
4. Lassen Sie das Produkt nicht nass oder schmutzig werden. Dies kann zu Schäden führen.
5. Nicht mit Benzol, Farbdiluenten, Aceton, Alkohol oder anderen Lösungsmitteln reinigen.
6. Nehmen Sie das Produkt nicht auseinander. Andernfalls erlischt Ihre Garantie und es kann zu Stromschlägen oder Schäden an internen Komponenten kommen.
7. Bitte helfen Sie, die Umwelt zu schützen, indem Sie die Kartonverpackung dieses Produkts recyceln.
8. Dieses Produkt darf NICHT im normalen Hausmüll entsorgt werden. Es sollte separat entsorgt werden. Bitte bringen Sie es zu einer Sammelstelle für Elektroschrott.



SPECIFICATION & APPEARANCE ARE SUBJECT TO CHANGE WITHOUT PRIOR NOTICE. THIS PRODUCT IS NOT DESIGNED, MANUFACTURED, SPONSORED OR ENDORSED BY MICROSOFT CORPORATION OR ANY OF THEIR DIVISIONS. TRADEMARKS AND LOGOS ARE THE PROPERTY OF THEIR RESPECTIVE OWNERS. SPARKFOX IS A REGISTERED TRADEMARK OF SPARKFOX LTD. FOXHILLS FARM BUSINESS PARK LONGCROSS ROAD, CHERTSEY, SURREY, KT16 0DN © 2020 SPARKFOX LTD. ALL RIGHTS RESERVED.




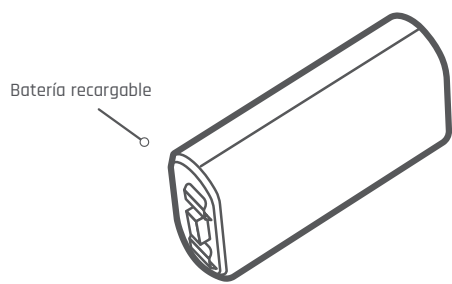
DIRECT CHARGE BATTERY PACK

PARA XBOX SERIES X/S™

Manual de usuario

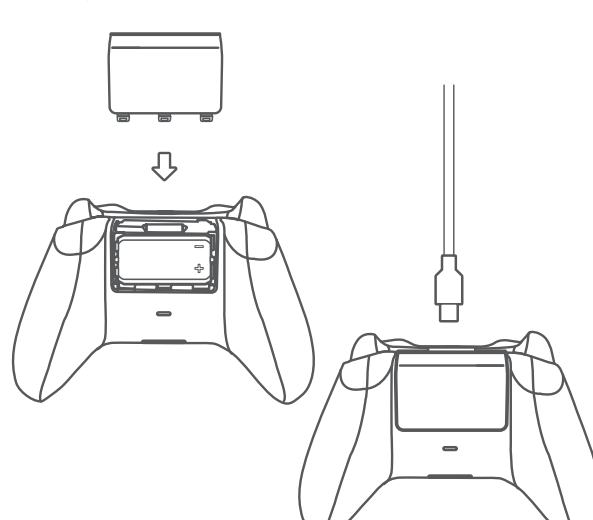
Contenidos del paquete:

- Batería recargable de 1400 mAh x 1
- Cable de carga USB x 1
- Manual de usuario x 1



Instrucciones de operación:

1. Retire la tapa de la batería de su mando de Xbox Series, luego coloque la batería de carga directa dentro del compartimento de la batería.



2. Coloque la tapa de la batería para cubrir la batería
3. Para cargar, simplemente conecte el cabezal tipo A del cable de carga al puerto USB de la consola, luego conecte el cabezal del cable tipo C al puerto de carga USB del mando.
4. El mando indica el estado de carga.

Nota: Consulte los documentos oficiales de Microsoft para obtener información más detallada sobre la indicación de carga

PRECAUCION Y MANTENIMIENTO

1. Almacene en un lugar fresco, seco y sin polvo.
2. No almacenar en áreas de temperaturas extremadamente bajas (0°C) o altas (40°C).
3. Evite la luz solar directa y las fuentes de calor.
4. No permita que el producto se moje o ensucie; hacerlo puede causar daños.
5. No limpie con benceno, disolvente de pintura, acetona, alcohol u otros disolventes.
6. No desarme el producto; si lo hace, anulará la garantía y puede provocar una descarga eléctrica o daños a los componentes internos.
7. Contribuya a conservar el medio ambiente reciclando el embalaje de cartón de este producto.
8. Este producto NO debe desecharse con la basura doméstica normal. Debe desecharse por separado. Llévelo a un punto de recogida de residuos eléctricos.



SPECIFICATION & APPEARANCE ARE SUBJECT TO CHANGE WITHOUT PRIOR NOTICE. THIS PRODUCT IS NOT DESIGNED, MANUFACTURED, SPONSORED OR ENDORSED BY MICROSOFT CORPORATION OR ANY OF THEIR DIVISIONS. TRADEMARKS AND LOGOS ARE THE PROPERTY OF THEIR RESPECTIVE OWNERS. SPARKFOX IS A REGISTERED TRADEMARK OF SPARKFOX LTD. FOXHILLS FARM BUSINESS PARK LONGCROSS ROAD, CHERTSEY, SURREY, KT16 0DN © 2020 SPARKFOX LTD. ALL RIGHTS RESERVED.




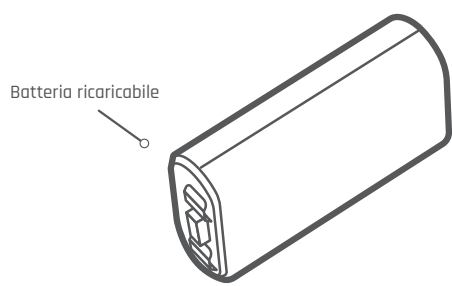
DIRECT CHARGE BATTERY PACK

PER XBOX SERIES X/S™

Manuale d'uso

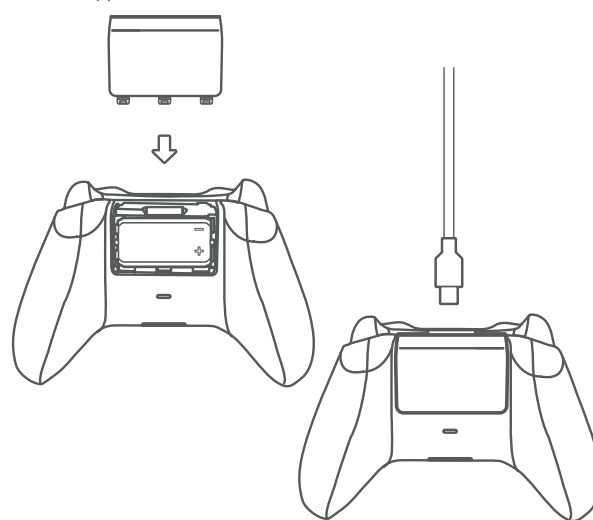
Contenuto del pacco:

- Batteria ricaricabile da 1400 mAh x 1
- Cavo di ricarica USB x 1
- Manuale utente x 1



Istruzioni di funzionamento:

1. Rimuovi il coperchio della batteria del controller della serie Xbox, quindi posiziona la batteria a ricarica diretta nell'apposito vano.



2. Riposizionare il coperchio della batteria per coprire la batteria
3. Per caricare, collegare semplicemente la testina di tipo A del cavo di ricarica alla porta USB della console, quindi collegare la testina del cavo di tipo C alla porta di ricarica USB sul controller.
4. Il controller indica lo stato di carica.

Nota: consultare i documenti ufficiali di Microsoft per informazioni più dettagliate sull'indicazione di addebito

PRECAUZIONE E MANUTENZIONE

1. Conservare in un'area fresca, asciutta e priva di polvere.
2. Non conservare in aree a temperature estremamente basse (0°C) o alte (40°C).
3. Evita la luce solare diretta e le fonti di calore.
4. Non lasciare che il prodotto si bagni o si sporchi; ciò potrebbe causare danni.
5. Non pulire con benzene, diluenti per vernici, acetone, alcol o altri solventi.
6. Non smontare il prodotto; ciò invaliderà la garanzia e potrebbe causare scosse elettriche o danni ai componenti interni.
7. Aiutateci a preservare l'ambiente riciclando l'imballaggio di cartone di questo prodotto.
8. Questo prodotto NON deve essere smaltito con i normali rifiuti domestici. Dovrebbe essere smaltito separatamente. Portalo a un punto di raccolta dei rifiuti elettrici.



SPECIFICATION & APPEARANCE ARE SUBJECT TO CHANGE WITHOUT PRIOR NOTICE. THIS PRODUCT IS NOT DESIGNED, MANUFACTURED, SPONSORED OR ENDORSED BY MICROSOFT CORPORATION OR ANY OF THEIR DIVISIONS. TRADEMARKS AND LOGOS ARE THE PROPERTY OF THEIR RESPECTIVE OWNERS. SPARKFOX IS A REGISTERED TRADEMARK OF SPARKFOX LTD. FOXHILLS FARM BUSINESS PARK LONGCROSS ROAD, CHERTSEY, SURREY, KT16 0DN © 2020 SPARKFOX LTD. ALL RIGHTS RESERVED.



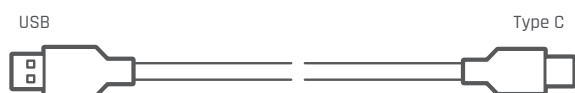
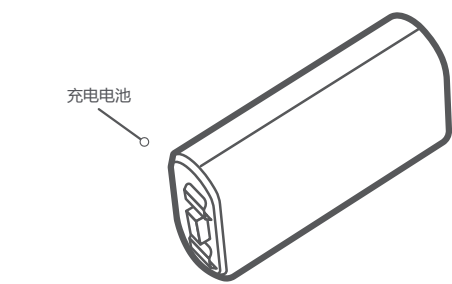
可充电电池

适用于 XBOX SERIES X/S™ 手柄

用户手册

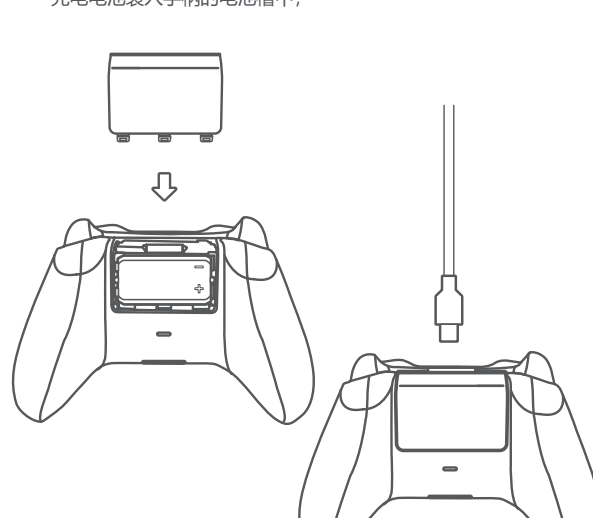
包装内容:

- 1400mAh可充电电池x1
- USB 充电线x1
- 用户手册 x 1



操作指南:

1. 取下Xbox Series X/S控制器的电池盖, 然后按照正确的方向将可充电电池装入手柄的电池槽中;



2. 装上电池盖, 盖住电池;
3. 充电时, 只需将充电线的USB插头连接到主机的USB端口, 然后将Type-C插头连接到手柄的Type-C端口即可。

注意: 请查看微软官方文档, 了解更多关于充电指示的详细信息。

预防与维护:

1. 请存放在阴凉、干燥、无尘的地方;
2. 请勿存放在极端低温(0°C)或高温(40°C)区域;
3. 避免阳光直射和热源;
4. 请勿弄湿或弄脏本产品, 这样做将对产品造成损害;
5. 请勿用苯、油漆稀释剂、丙酮、酒精等溶剂清洗;
6. 请勿拆开本产品, 这样做将无法享受保修服务, 并可能导致触电或内部组件损坏;
7. 请回收本产品的包装材料, 以保护环境;
8. 本产品不应作为普通生活垃圾处理, 它应该单独处理, 请把它送到专门的废弃电子产品回收站。



规格和外观如有更改, 恕不另行通知。本产品不是由微软公司或其任何部门设计、制造、赞助或授权的产品。商标和徽标是其各自所有者的财产。SPARKFOX是SPARKFOX LTD的注册商标。FOXHILLS FARM BUSINESS PARK LONGCROSS ROAD, CHERTSEY, SURREY, KT16 0DN © 2020 SPARKFOX LTD. 版权所有。